

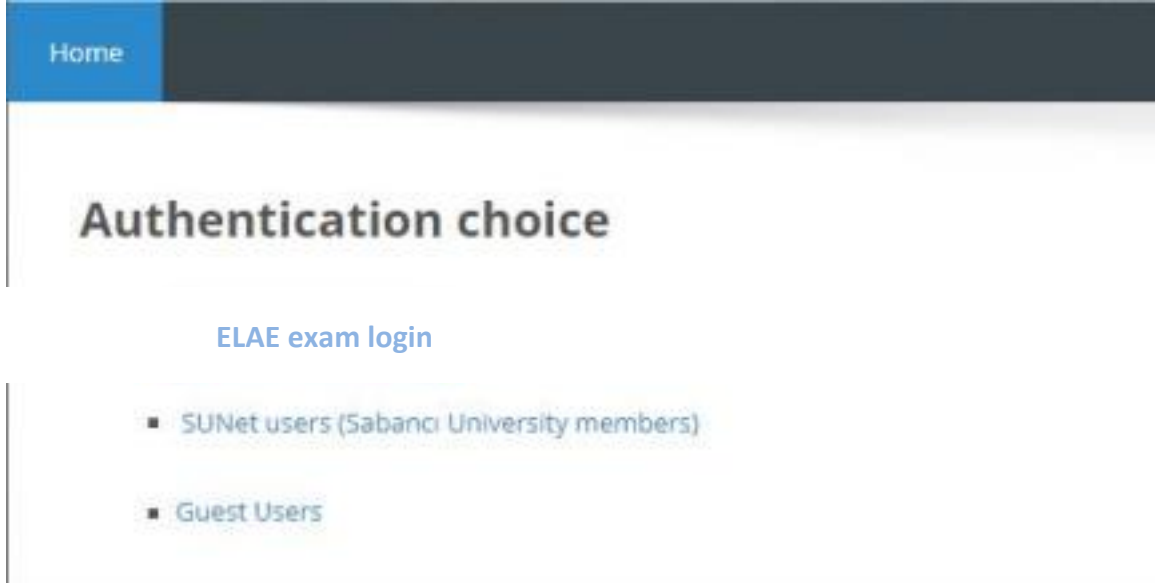
ELAE SUCoursePlus Kullanıcı Kılavuzu / ELAE SUCoursePlus User Manual

- “sucourse.sabanciuniv.edu/plus” adresine gidiniz.
Go to “sucourse.sabanciuniv.edu/plus”
- Sağ üst köşede bulunan “Login” butonuna tıklayınız.
Click on the “Login” button in the upper right corner of the screen.



- “ELAE exam login” bağlantısına tıklayınız.

Click on the “ELAE exam login” link.



- Öğrencilerin, “Username” alanına kendi email adreslerini ve password kısmına ise onlara Sabancı Üniversitesi tarafından email ile iletilmiş olan şifrelerini yazıp “Login” butonuna tıklamaları gerekmektedir.

Students need to type their email addresses in the username field and the password that was emailed to them by the university in the password field.

- Sisteme giriş yaptıktan sonra “**ELAE 2022 – SAMPLE WRITING EXAM**” dersini göreceksiniz. Bu ders gerçek sınavın bir örneği olup sınav gününden önce erişimi kapatılacaktır.

Once you enter the system, you will see the “**ELAE 2022 – SAMPLE WRITING EXAM**” course. This is a sample of the original exam and the access to the sample exam will be removed before the exam day.



Click to enter this course



Dashboard > Courses > ELAE 2022 - SAMPLE WRITING EXAM

Announcements

ELAE 2022 - STAGE 2 - SAMPLE WRITING EXAM

ELAE 2022 - SAMPLE WRITING EXAM - PLANNING (10 MINUTES)

ELAE 2022 - SAMPLE WRITING EXAM - WRITING (35 MINUTES)

- “**ELAE 2022 – SAMPLE WRITING EXAM**” dersine girdikten sonra gelen ekranda “**ELAE 2022 – SAMPLE WRITING EXAM - PLANNING (10 MINUTES)**” uzantısına tıklayın.

After you enter the “**ELAE 2022 – SAMPLE WRITING EXAM**” course, click on the “**ELAE 2022 – SAMPLE WRITING EXAM - PLANNING (10 MINUTES)**” link that appears on the screen.

Dashboard > Courses > ELAE 2022 - SAMPLE WRITING EXAM

Announcements

ELAE 2022 - STAGE 2 - SAMPLE WRITING EXAM

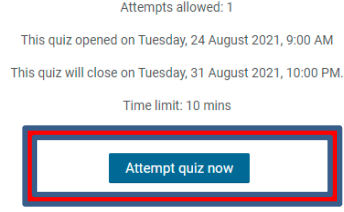
ELAE 2022 - SAMPLE WRITING EXAM - PLANNING (10 MINUTES)

ELAE 2022 - SAMPLE WRITING EXAM - WRITING (35 MINUTES)

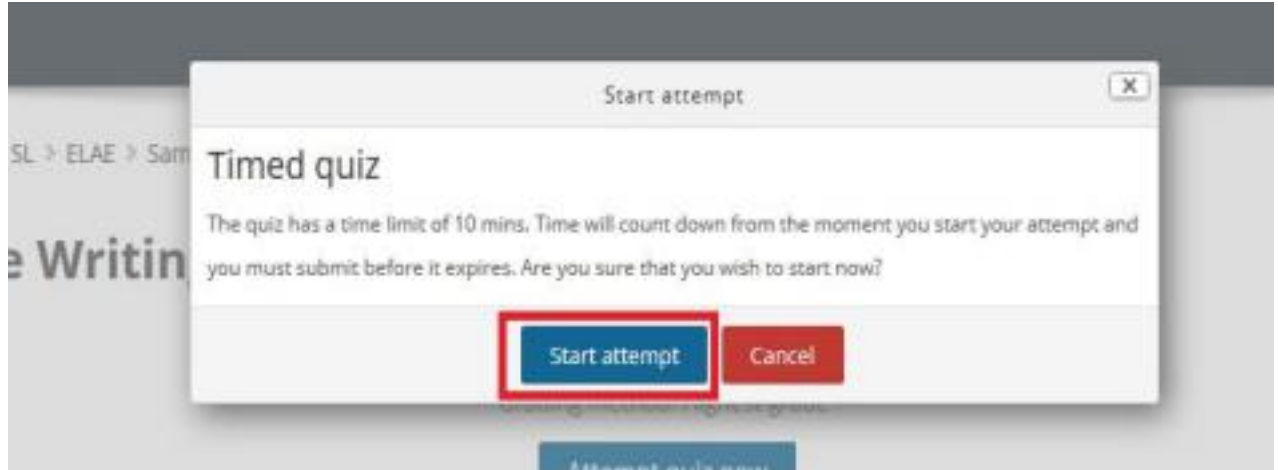
- Açılan ekranda “Attempt quiz” butonuna tıklayın.

Click on the “Attempt quiz” button.

- SAMPLE WRITING EXAM - PLANNING (10 MINUTES)



- Açılan bilgilendirme mesajını okuyun ve “Start attempt” e tıklayın. Bilgilendirme mesajı size sınav süresini bildirir.
Read the notification message and click on the “Start attempt” button. The notification message informs you about the exam time.



- Açılan ekranda sınav sorusunu ve yönergeleri okuduktan sonra sağ altta bulunan “Finish attempt” butonuna tıklayın. Bu aktiviteyi tamamlamak için “Submit all and finish” butonuna, geri dönmek için “Return to attempt” butonuna tıklayabilirsiniz.

After reading the question and the instructions, click on the “Finish attempt” button at the right corner of the screen. If you would like to complete this activity, click on the “Submit all and finish” button. If you would like to return to the activity, click on the “Return to attempt” button.

To what extent do you agree with the following statement?

Smoking should be banned in all public areas.

Now you have 10 minutes to plan your essay. You can use ONE clean A4 paper to plan your essay. Write the question on your paper to help you during the writing stage later on.

Use your planning time to plan for the following:

Make sure you have:

- organized your ideas into separate, well-structured paragraphs,
- fully developed your ideas by giving reasons, justifications, examples, etc.,
- used a formal, academic style,
- used a good range of structures and vocabulary and have used them accurately

**At the end of 10 minutes, this page will close. If you finish this part early, click on 'submit all and finish'.

To start writing, go to the main page, and click on the [ELAE 2021 - SAMPLE WRITING EXAM - WRITING \(35 MINUTES\)](#) link. You will have 35 minutes to write your essay.

Finish attempt ...



Summary of attempt

Question

Status

Return to attempt

Time left 0:08:18

This attempt must be submitted by Wednesday, 25 August 2021, 4:45 PM.

Submit all and finish

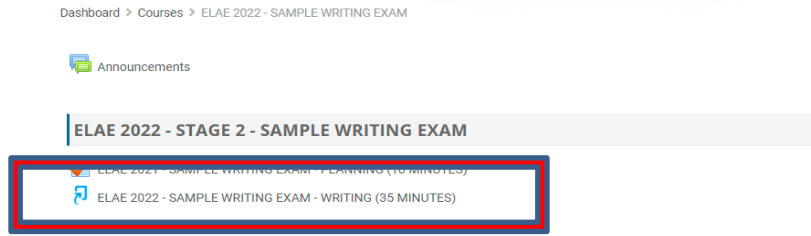
◀ Announcements

Jump to...

ELAE 2021 - SAMPLE WRITING EXAM - WRITING
(35 MINUTES) ▶

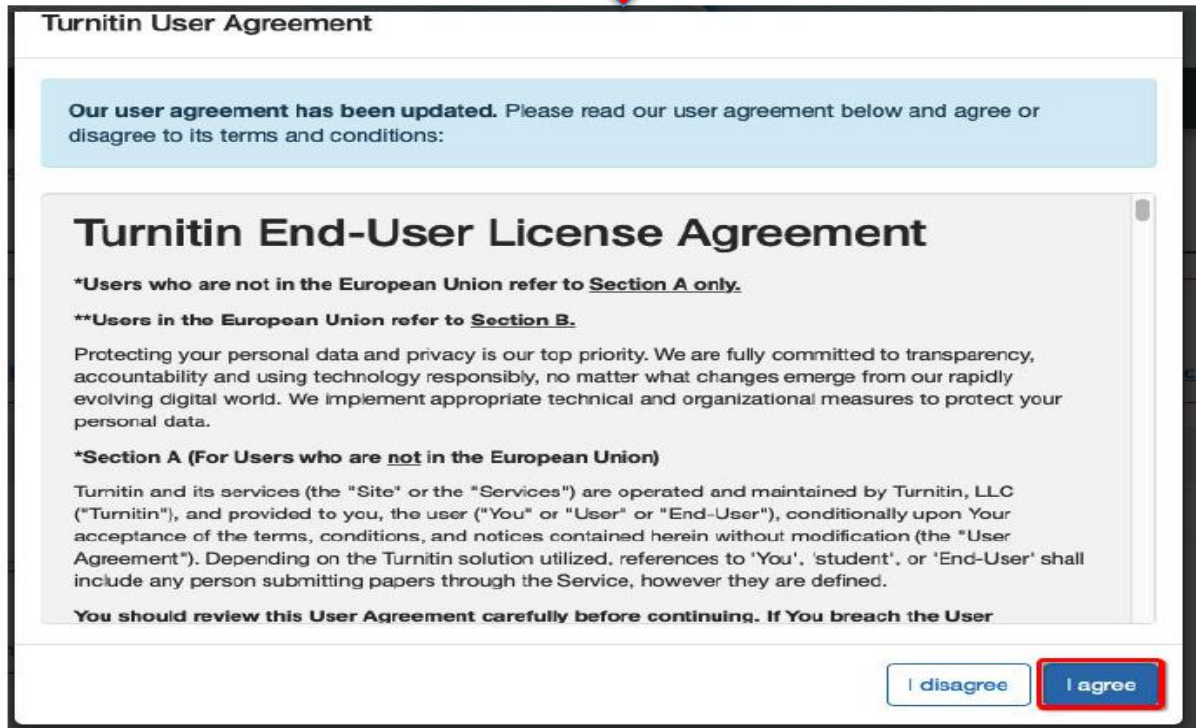
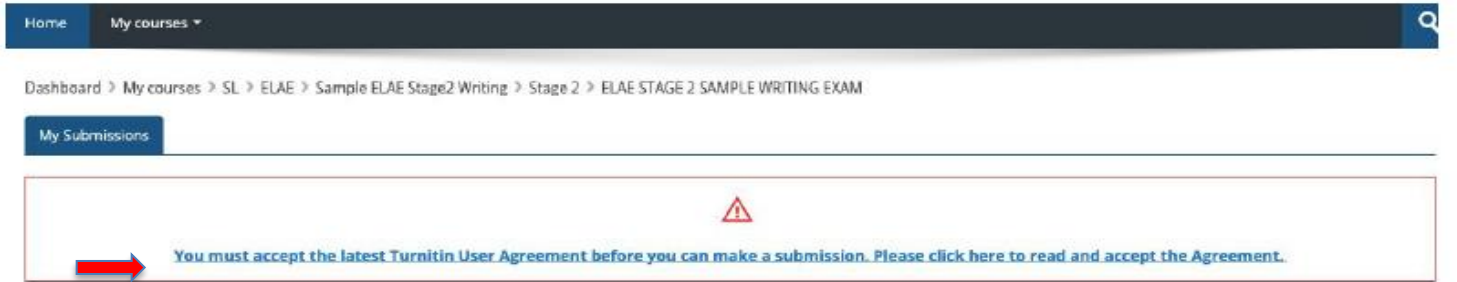
- Aşağıdaki ekranı gördükten sonra “ELAE 2022 – SAMPLE WRITING EXAM - WRITING (35 MINUTES)” bağlantısına tıklayınız.

After seeing the screen below, click on the “ELAE 2022 – SAMPLE WRITING EXAM - WRITING (35 MINUTES)” link.



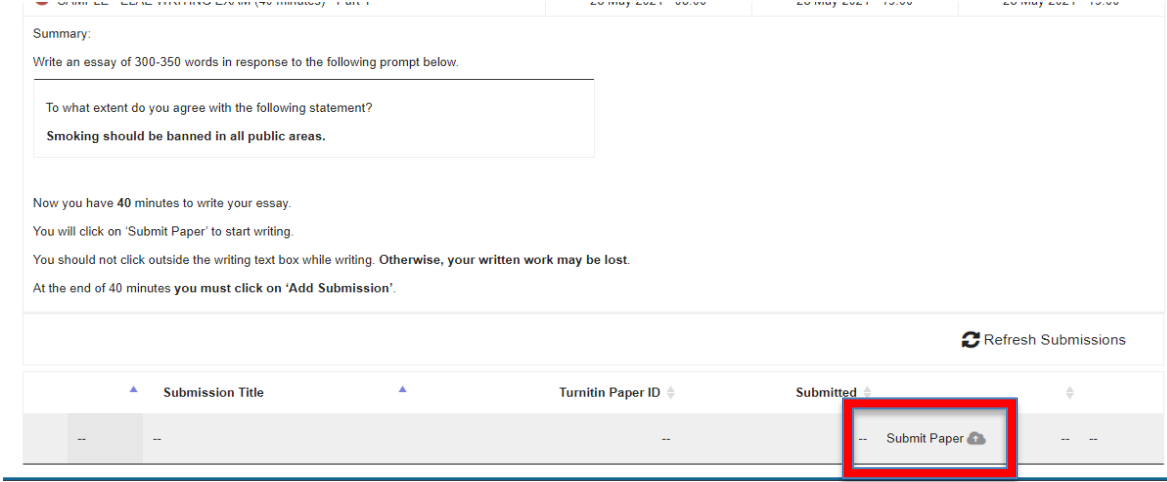
- Sınav açılınca karşınıza çıkan sayfadaki yönergeleri okuyunuz. Sayfanın üst kısmında aşağıdaki resimdeki gibi bir uyarı ile karşılaşırsanız, gördüğünüz bağlantıya tıklayınız ve Turnitin kullanıcı anlaşmasını onaylayınız. Bu anlaşmayı onaylamadığınız takdirde sınavınız başlamayacaktır.

Once the exam page opens, read the instructions. If a warning comes up like in the image you see below at the top of the page, click on the link you see and accept the Turnitin User Agreement. If you do not accept the agreement, the exam will not start.



- Turnitin' i onayladıktan sonra sayfanın sağ altında görünen “Submit paper” simgesine tıklayınız. (“Submit paper” simgesi görünmezse sayfayı yenileyiniz).

After accepting Turnitin User Agreement, click on the “Submit paper” icon that appears at the bottom right corner of the page. (If the “Submit paper” icon does not appear, refresh the page.)



Summary:

Write an essay of 300-350 words in response to the following prompt below.

To what extent do you agree with the following statement?

Smoking should be banned in all public areas.

Now you have 40 minutes to write your essay.

You will click on 'Submit Paper' to start writing.

You should not click outside the writing text box while writing. Otherwise, your written work may be lost.

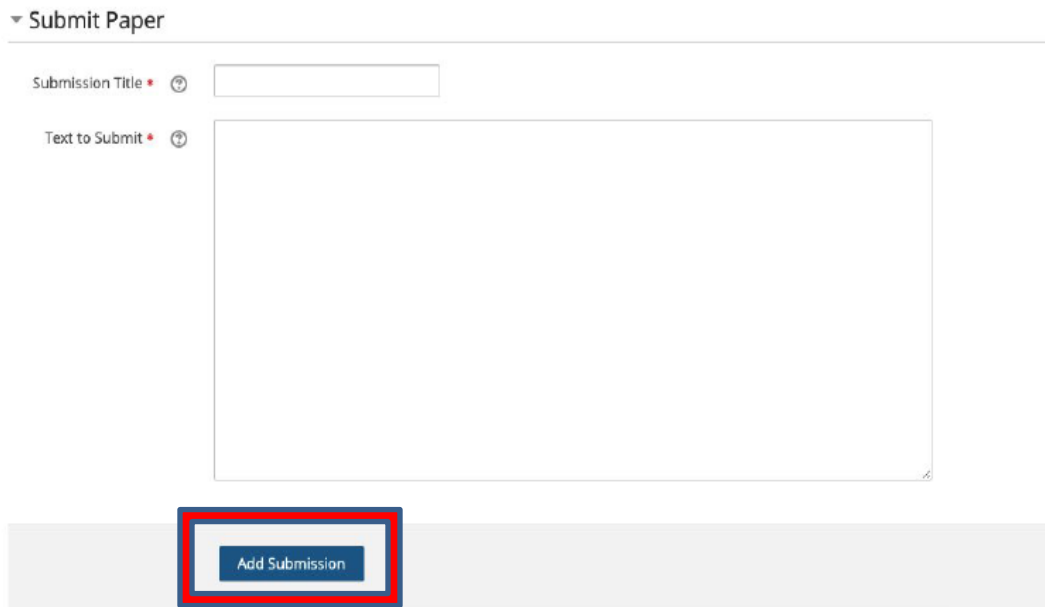
At the end of 40 minutes you must click on 'Add Submission'.

Refresh Submissions

Submission Title	Turnitin Paper ID	Submitted
--	--	-- Submit Paper

- Sınavınızı yazmanız için açılan pencereden başka bir ekrana geçerseniz yazdıklarınız silinebilir. Bu nedenle sayfayı terketmeyiniz. Sınavınız bittikten sonra “Add Submission” butonuna tıklayınız.

If you click on outside the text box, all of your writing may be lost. Therefore, you must not click outside the box. When you finish the exam, click on the “Add Submission” button.



Submit Paper

Submission Title *

Text to Submit *

Add Submission