

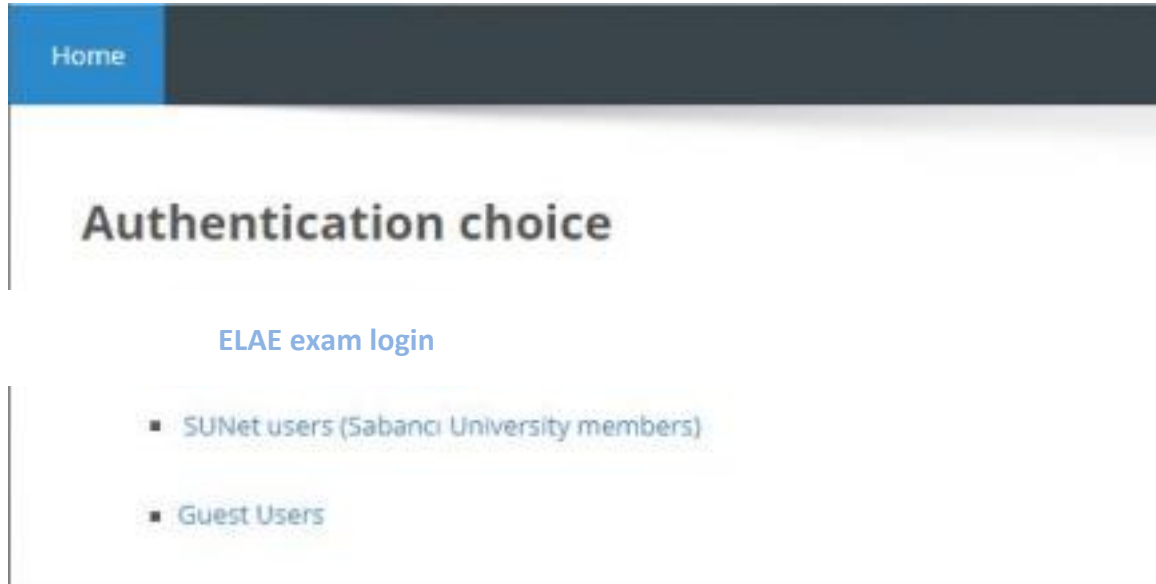
## ELAE Sınavı Kullanıcı Kılavuzu / ELAE User Manual

- “sucourse.sabanciuniv.edu/plus” adresine gidiniz.  
Go to “sucourse.sabanciuniv.edu/plus”
- Sağ üst köşede bulunan “Login” butonuna tıklayınız.  
Click on the “Login” button in the upper right corner of the screen.



- “ELAE exam login” bağlantısına tıklayınız.

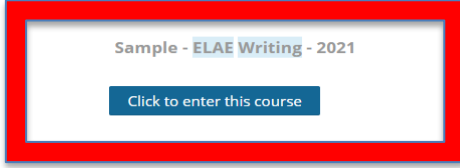
Click on the “ELAE exam login” link.



- İnaktif/Dışarıda hazırlanan öğrenciler ve Yüksek Lisans öğrencileri, “Username” alanına kendi email adreslerini ve password kısmına ise onlara e-mail ile iletilmiş olan parolarını yazıp “Login” butonuna tıklaması gerekmektedir.  
Inactive/external students and graduate students need to type their email addresses in the username field and the password that were emailed to them by the university in the password field.
- Sabancı Üniversitesi öğrencileri SU kullanıcı adı ve şifrelerini kullanarak sisteme girmelidir.  
SU students need to use their SU username and password to log into the system.

- Sisteme giriş yaptıktan sonra “Sample ELAE Writing Exam - 2021” dersini göreceksiniz. Bu ders gerçek sınavın bir örneği olup sınav günü erişimleri kapatılacaktır.

Once you enter the system, you will see the “Sample ELAE Writing Exam - 2021” button. This is a sample of the original exam and the access to the sample exam will be removed on the exam day.



Dashboard > Courses > Sample - ELAE Writing - 2021

Your progress ?

Announcements

### Sample ELAE Writing Exam - 2021

SAMPLE - ELAE Writing Exam- PLANNING (10 minutes)



SAMPLE - ELAE WRITING EXAM (40 minutes)



- “Sample ELAE Writing Exam - 2021” dersine girdikten sonra gelen ekranda “SAMPLE- ELAE Writing Exam - PLANNING (10 minutes)” aktivitesine tıklayın.

After you enter the “Sample ELAE Writing Exam - 2021” page, click on the “SAMPLE- ELAE Writing Exam - PLANNING (10 minutes)” activity that appears on the screen.

Dashboard > Courses > Sample - ELAE Writing - 2021

Your progress ?

Announcements

### Sample ELAE Writing Exam - 2021

SAMPLE - ELAE Writing Exam- PLANNING (10 minutes)

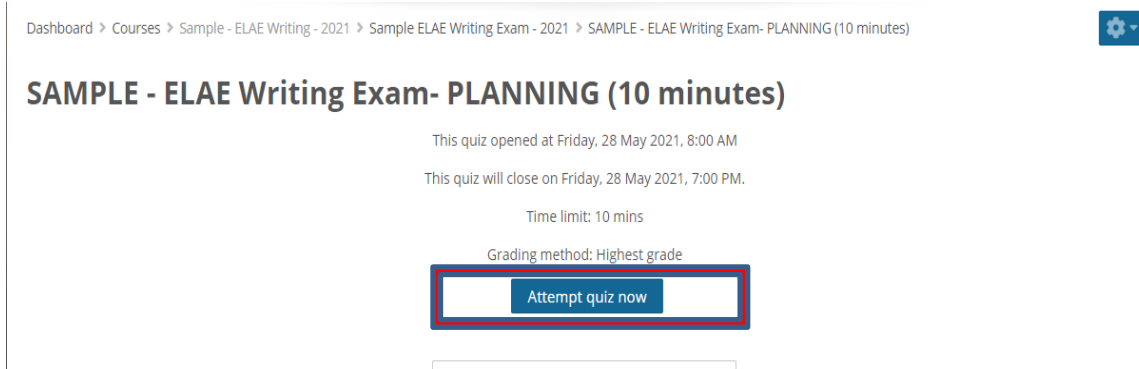


SAMPLE - ELAE WRITING EXAM (40 minutes)



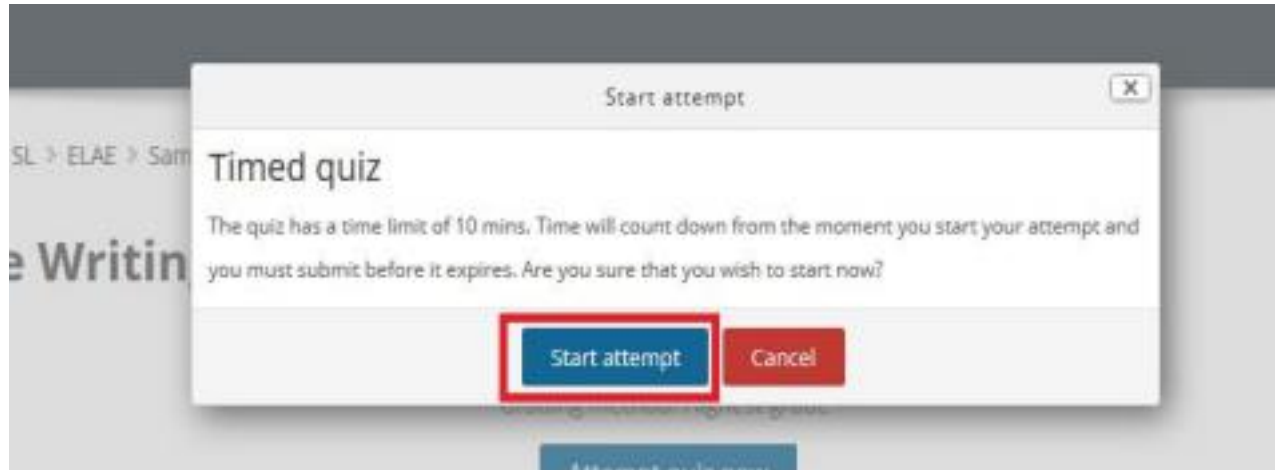
- Açılan ekranda “Attempt quiz” butonuna tıklayın.

Click on the “Attempt quiz” button.



- Açılan bilgilendirme mesajını okuyun ve “Start attempt” e tıklayın. Bilgilendirme mesajı size sınav süresini bildirir.

Read the notification message and click on the “Start attempt” button. The notification message informs you about the exam time.



- Açılan ekrandaki içeriği okuduktan sonra sağ altta bulunan “Finish attempt” butonuna tıklayın. Bu aktiviteyi tamamlamak için “Submit all and finish” butonuna, geri dönmek için “return to attempt” butonuna tıklayabilirsiniz.

After reading the question and the instructions, click on the “Finish attempt” button at the right corner of the screen. If you would like to complete this activity, click on the “Submit all and finish” button. If you would like to return to the activity, click on the “Return to attempt” button.

Smoking should be banned in all public areas.

Now you have **10** minutes to plan your essay. You can use ONE clean A4 paper to plan your essay. Write the question on your paper to help you during the writing stage later on.

Use your planning time to plan for the following:

Make sure you have:

- organized your ideas into separate, well-structured paragraphs,
- fully developed your ideas by giving reasons, justifications, examples, etc.,
- used a formal, academic style,
- used a good range of structures and vocabulary and have used them accurately.

\*\*At the end of 10 minutes, this page will close. If you finish this part early, click on "finish attempt" and "submit all and finish".

To start writing, go to the main page, and click on [SAMPLE - ELAE WRITING EXAM \(40 minutes\)](#) link. You will have 40 minutes to write your essay.

Finish attempt ...



## SAMPLE - ELAE Writing Exam- PLANNING (10 minutes)

### Summary of attempt

Question

Status

Return to attempt

This attempt must be submitted by Friday, 28 May 2021, 11:06 AM.

Submit all and finish

◀ Announcements

Jump to...

SAMPLE - ELAE WRITING EXAM (40 minute

- Aşağıdaki ekranı gördükten sonra sayfanın sol üst tarafında bulunan “my courses” a tıklayınız ve aktif olan “SAMPLE – ELAE WRITING EXAM (40 minutes)” bağlantısına tıklayınız.

After seeing the screen below, click on “my courses” on the top left of the page and then click on the “SAMPLE - ELAE WRITING EXAM (40 minutes)” link.

Dashboard > Courses > Sample - ELAE Writing - 2021

Your progress ⓘ

Announcements

Activities

- Forums
- Quizzes
- Turnitin Assignments

Sample ELAE Writing Exam - 2021

- SAMPLE - ELAE Writing Exam- PLANNING (10 minutes) ✓
- SAMPLE - ELAE WRITING EXAM (40 minutes) ✓


- Sınav açılınca karşınıza çıkan sayfadaki yönergeleri okuyunuz. Sayfanın üst kısmında aşağıdaki resimdeki gibi bir uyarı ile karşılaşsanız, gördüğünüz bağlantıya tıklayınız ve Turnitin kullanıcı anlaşmasını onaylayınız. Bu anlaşmayı onaylamadığınız takdirde sınavınız başlamayacaktır.

Once the exam page opens, read the instructions. If a warning comes up like in the image you see below at the top of the page, click on the link you see and accept the Turnitin User Agreement. If you do not accept the agreement, the exam will not start.

Home My courses ▾

Dashboard > My courses > SL > ELAE > Sample ELAE Stage2 Writing > Stage 2 > ELAE STAGE 2 SAMPLE WRITING EXAM

My Submissions

 You must accept the latest Turnitin User Agreement before you can make a submission. Please [click here to read and accept the Agreement.](#)



## Turnitin User Agreement

**Our user agreement has been updated. Please read our user agreement below and agree or disagree to its terms and conditions:**

### Turnitin End-User License Agreement

**\*Users who are not in the European Union refer to Section A only.**

**\*\*Users in the European Union refer to Section B.**

Protecting your personal data and privacy is our top priority. We are fully committed to transparency, accountability and using technology responsibly, no matter what changes emerge from our rapidly evolving digital world. We implement appropriate technical and organizational measures to protect your personal data.

**\*Section A (For Users who are not in the European Union)**

Turnitin and its services (the "Site" or the "Services") are operated and maintained by Turnitin, LLC ("Turnitin"), and provided to you, the user ("You" or "User" or "End-User"), conditionally upon Your acceptance of the terms, conditions, and notices contained herein without modification (the "User Agreement"). Depending on the Turnitin solution utilized, references to 'You', 'student', or 'End-User' shall include any person submitting papers through the Service, however they are defined.

**You should review this User Agreement carefully before continuing. If You breach the User**

[I disagree](#) [I agree](#)

- Turnitin' i onayladıktan sonra sayfanın sağ altında görünen "Submit paper" simgesine tıklayınız. ("Submit paper" simgesi görünmezse sayfayı yenileyiniz).

After accepting Turnitin User Agreement, click on the "Submit paper" icon that appears at the bottom right corner of the page. (If the "Submit paper" icon does not appear, refresh the page.)

Summary:

Write an essay of 300-350 words in response to the following prompt below.

To what extent do you agree with the following statement?

Smoking should be banned in all public areas.

Now you have 40 minutes to write your essay.

You will click on 'Submit Paper' to start writing.

You should not click outside the writing text box while writing. Otherwise, your written work may be lost.

At the end of 40 minutes you must click on 'Add Submission'.

[Refresh Submissions](#)

Submission Title	Turnitin Paper ID	Submitted
--	--	-- <a href="#">Submit Paper</a> --

- Sınavınızı yazmanız için açılan pencereden başka bir ekrana geçerseniz yazdıklarınız silinebilir. Bu nedenle sayfayı terketmeyiniz. Sınavınız bittikten sonra “Add Submission” butonuna tıklayınız.

If you click on outside the writing box, all of your writing may be lost. Therefore, you must not click outside the box. When you finish the exam, click on the “Add Submission” button.

▼ Submit Paper

---

Submission Title \* ⓘ

Text to Submit \* ⓘ

**Add Submission**